



The role of ARMA in the modernisation of rural areas

Warsaw, July 2013

ARiMR

Rural areas in Poland

- ❑ The Polish rural areas are inhabited by app. 40% of the entire Poland population.
- ❑ Poland is ranked on the 2nd position in the EU in terms of the number of agricultural holdings (17.5% of all holdings in the enlarged EU).
 - Number of agricultural holdings above 1ha of surface - 1,48 mln
 - Average area of arable land in agriculture holdings in Poland - 10,38 ha



ARMA's Customer Profile Who do we serve?


- Farmers
- Rural Citizens
- Food Enterprises
- Producers Groups
- Local Action Groups
- Self-governments
- State Forestry
- Fisheries sector

ARiMR



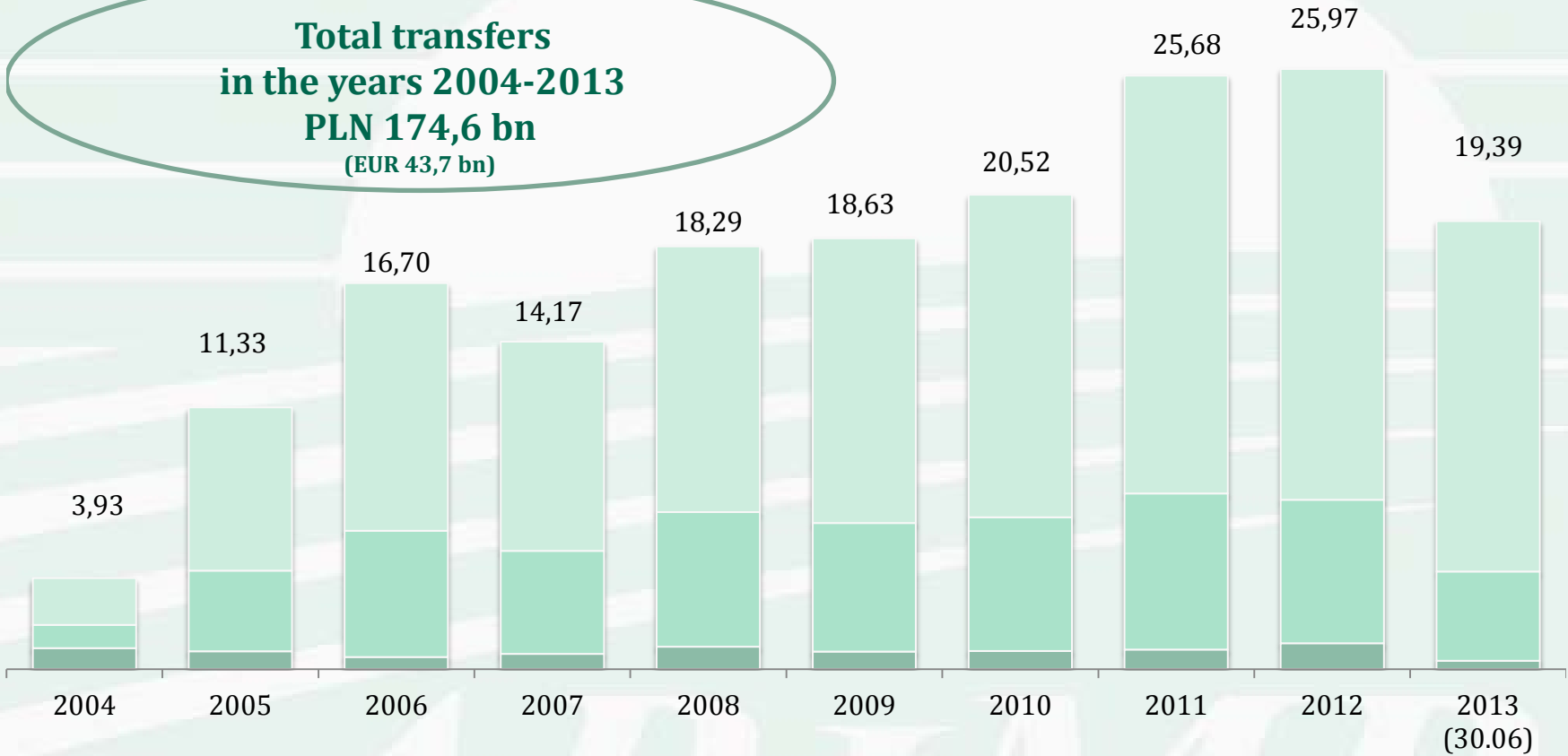
Main functions and tasks of ARMA

- ❑ Direct payments
- ❑ RDP 2007-2013
- ❑ Fruit and vegetables market
- ❑ Operational Programme Fisheries 2007-2013
(budget: 1 bn EUR, execution rate: 63%)
- ❑ Institution managing state aid measures
(19,5 bn PLN since 1994; mostly subsidies to interest on investment loans)
- ❑ Institution maintaining the Animal Identification and Registration System (number of animals – 18,8 mln)



ARMA - total payments 2004-2013

**Total transfers
in the years 2004-2013
PLN 174,6 bn
(EUR 43,7 bn)**

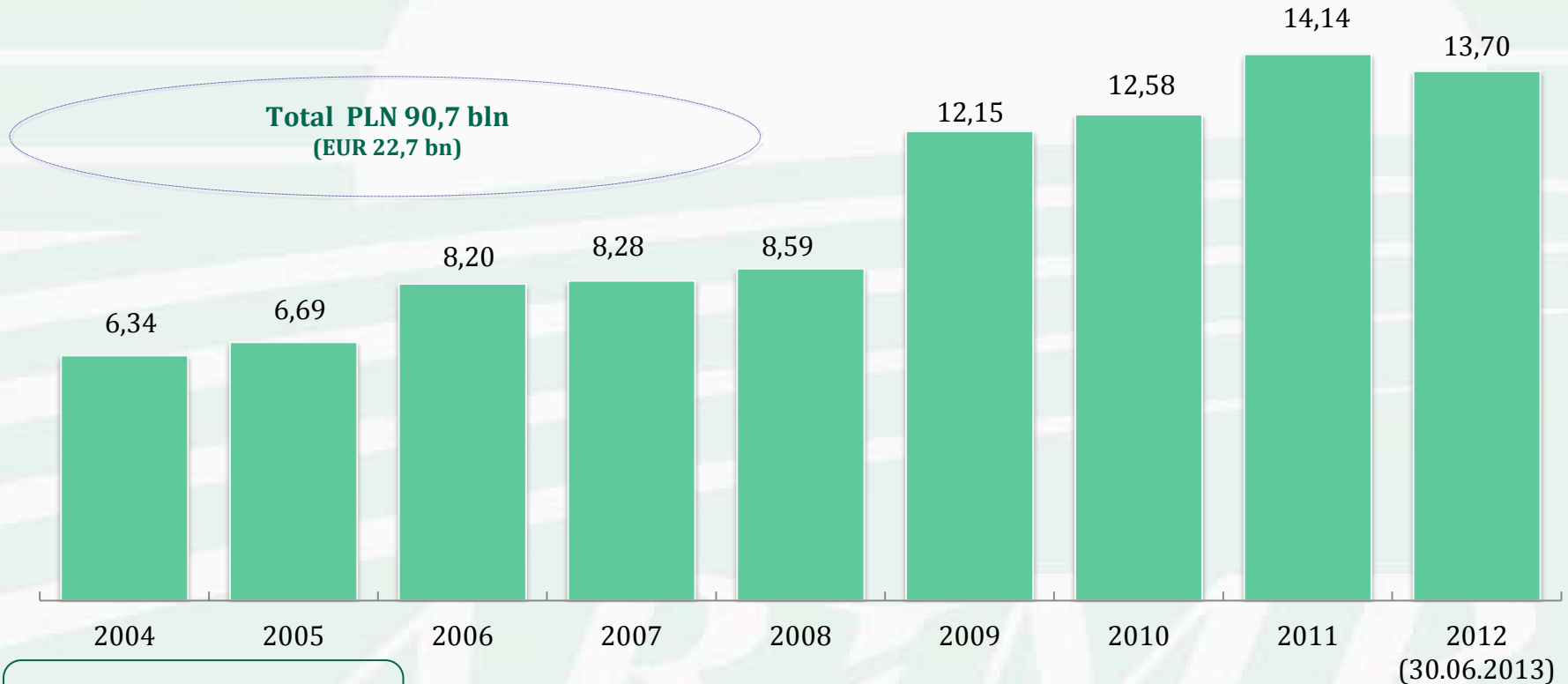


4 PLN ~ 1EUR

■ state aid ■ national funds ■ EU funds

Direct Payments transfers (in bln PLN) Campaigns 2004-2012 as of 30.06.2013

Numbers of farmers paid in the last campaign by SAPS (2012) -1,36 Million
Total paid area (ha) in the last campaign (SAPS) -13,9 Million ha



4 PLN ~ 1EUR

Rural Development Programme for 2007-2013

- ❑ The biggest allocation from EAFRD (13,4 bn EUR)
- ❑ Total budget – 17,4 bn EUR (72,4 bn PLN)

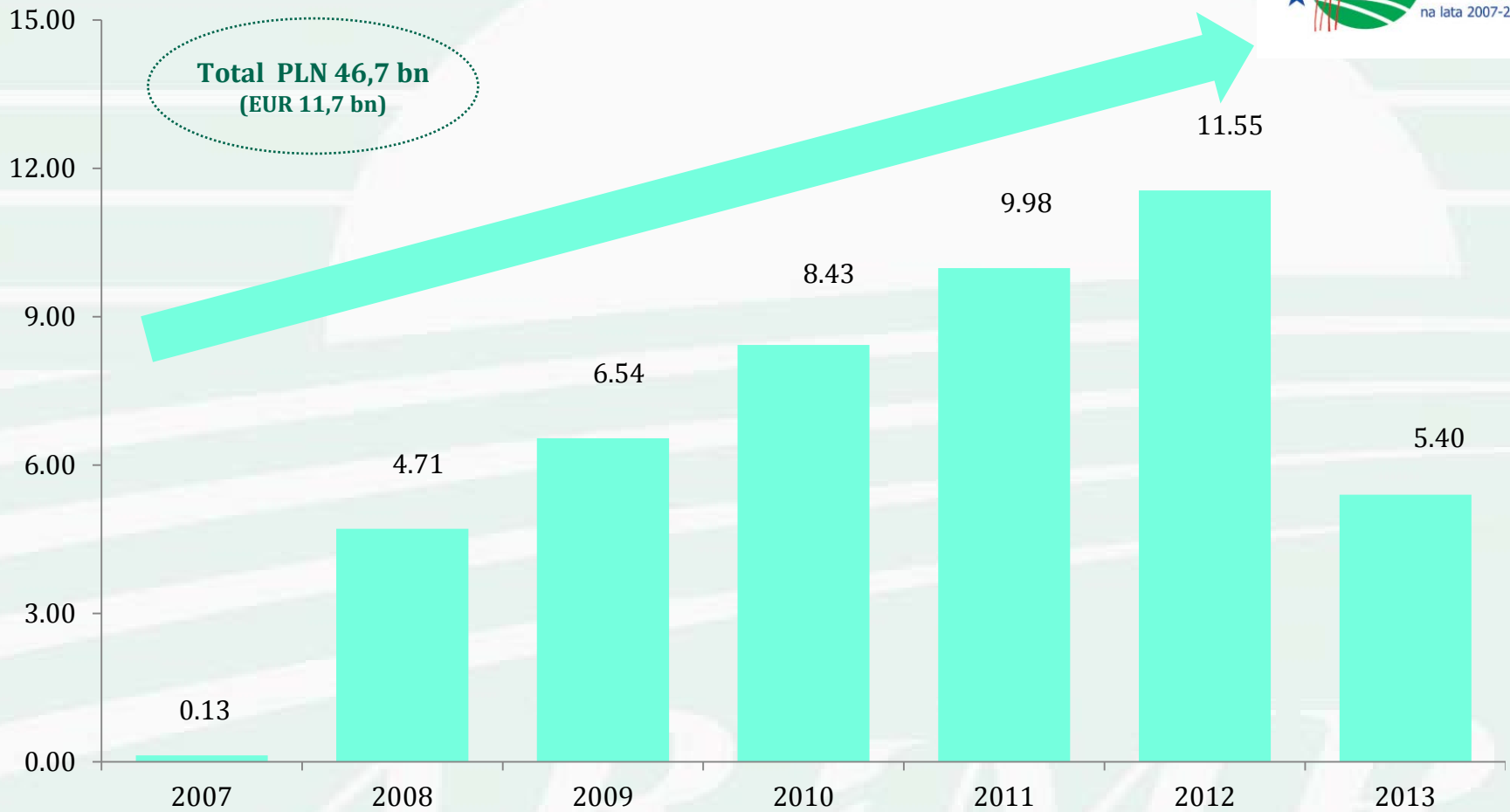
Execution rate: 65 % (payments until 2015)

- ❑ Number of all measures: 23
(out of which 15 implemented by ARMA)
- ❑ Number of different beneficiaries: 1,1 mln

Investments projects: 220 thousand applications for granting aid



RDP 2007-2013 payments (in bn PLN)

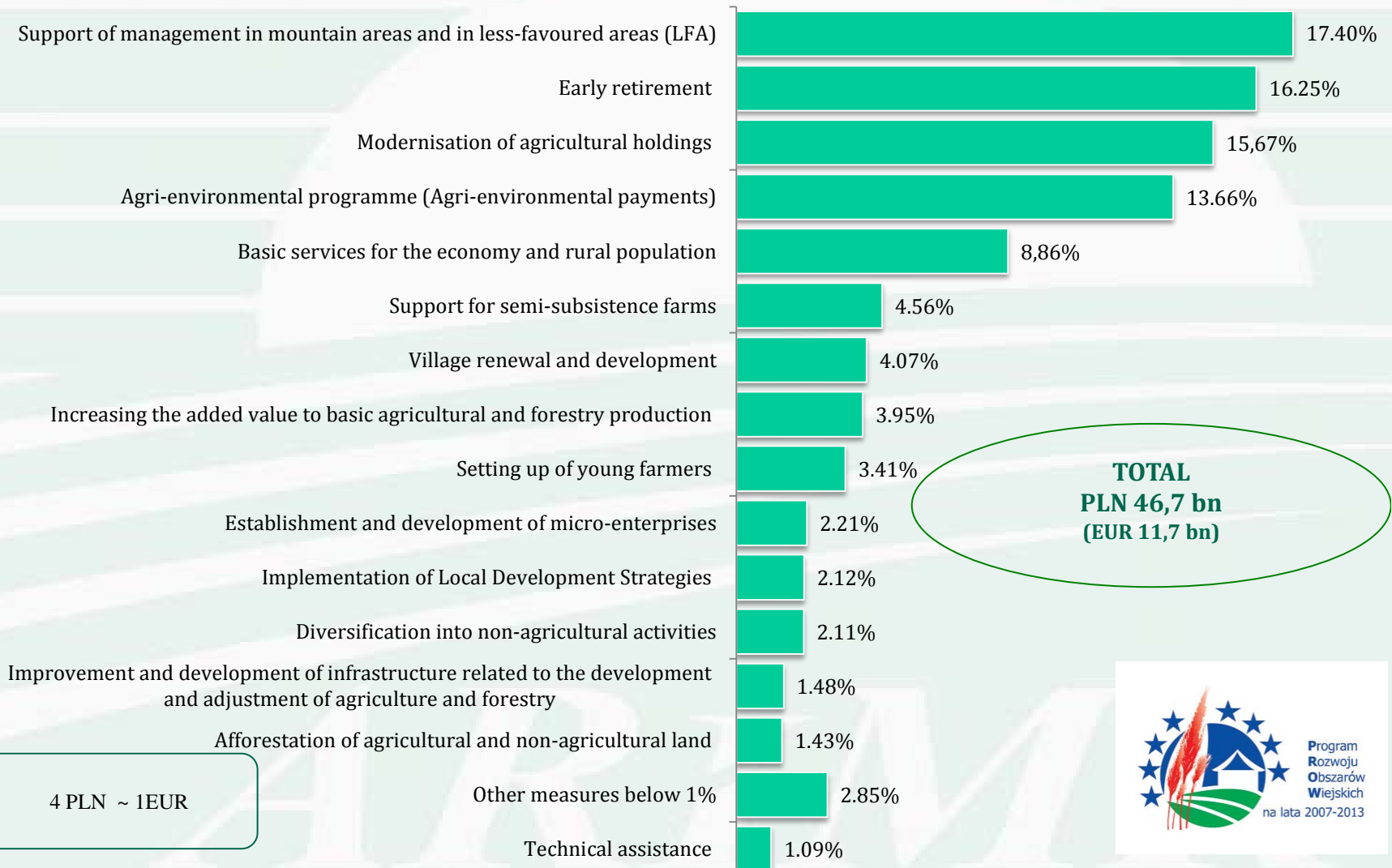


Total PLN 46,7 bn
(EUR 11,7 bn)

4 PLN ~ 1EUR



Structure of ARMA payments as part of RDP 2007-2013, with division into measures as of 30.06.2013



Sample results of RDP 2007-2013

❑ **Modernisation of agricultural holdings**

- 376,7 thousand of various types of mobile equipment and machines were purchased;
- 31,5 thousand tractors were purchased;

The following were constructed or modernised:

- the area of 2,3 mln m² of utility buildings,
- 2,7 mln m² of area of maneuver sites,
- 61,1 thousand m length of access roads,
- 9,8 thousand ha area of long-term plantations,
- 370,8 thousand m² of area used for production or direct sale in agricultural farms.

❑ **Restoring agricultural production potential damaged by natural disasters**

The aid was granted to 4,4 thousand agricultural holdings (most for farms destroyed as a result of floods)



Sample results of RDP 2007-2013

Non-agricultural sources of income in rural areas

- 28,5 thousand contracts were signed for the amount of PLN 3,6 bn
- 37 thousand new jobs

Measures for natural environment protection

- The area covered under Agri-environmental payments – 2 mln ha
- Support was provided to annual average of 48 thousand animals in the households
- The reforestation area was 27,3 thousand ha (without so-called continuation applications)

Improvement of processing of agricultural products

- 1,5 thousand contracts were signed for the amount of PLN 3 bn

ARiMR



Thank you for your attention

ARiMR